

Missouri Crop Production Highlights

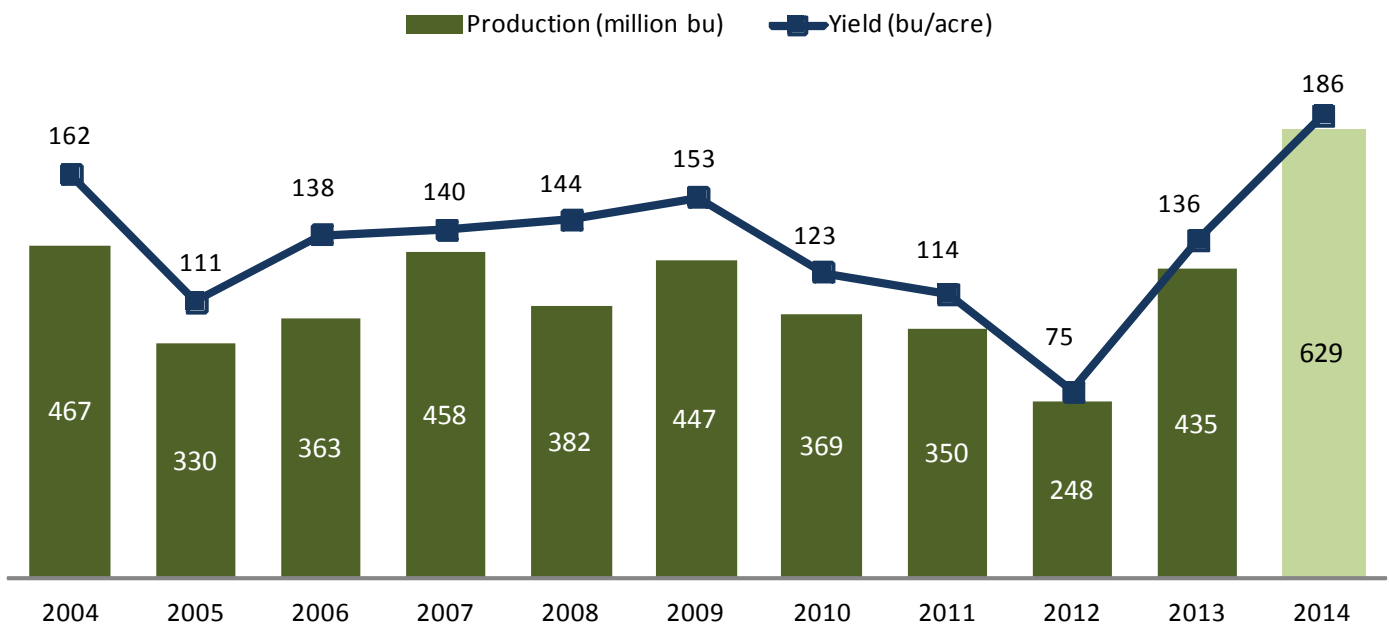
2014 Final



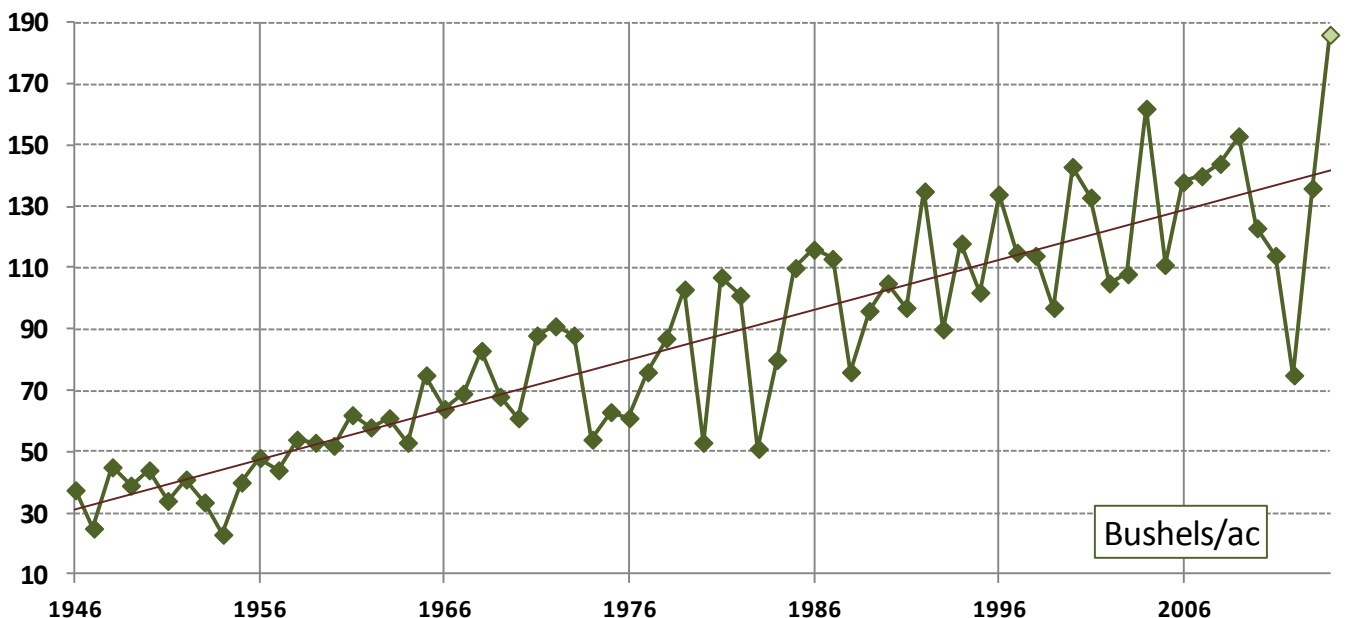
Corn

- Record yield of 186 bu/ac. + 6 from November estimate. Old record was 162 bu/ac in 2004..
- Record production of 628.68 million bushels. Old record was 466.6 million bushels in 2004—current estimate is 162.1 million bushels (35%) above.
- More production in 2014 than in 2011 and 2012 combined.
- Versus 2013: yield increase of 50 bu/ac (37%), production increase of 194 million bushels (44%).

Missouri Corn Yield and Production



Missouri Corn Yield 1946 - 2014



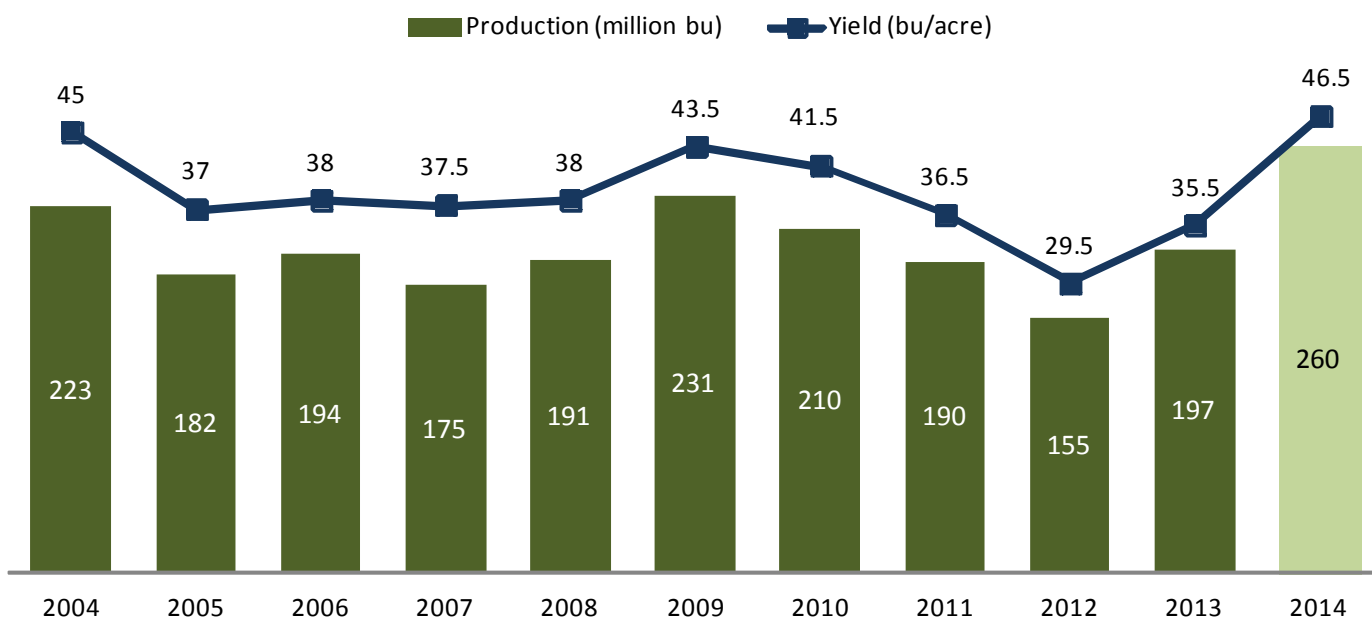
Missouri 2014 Final Highlights—Continued



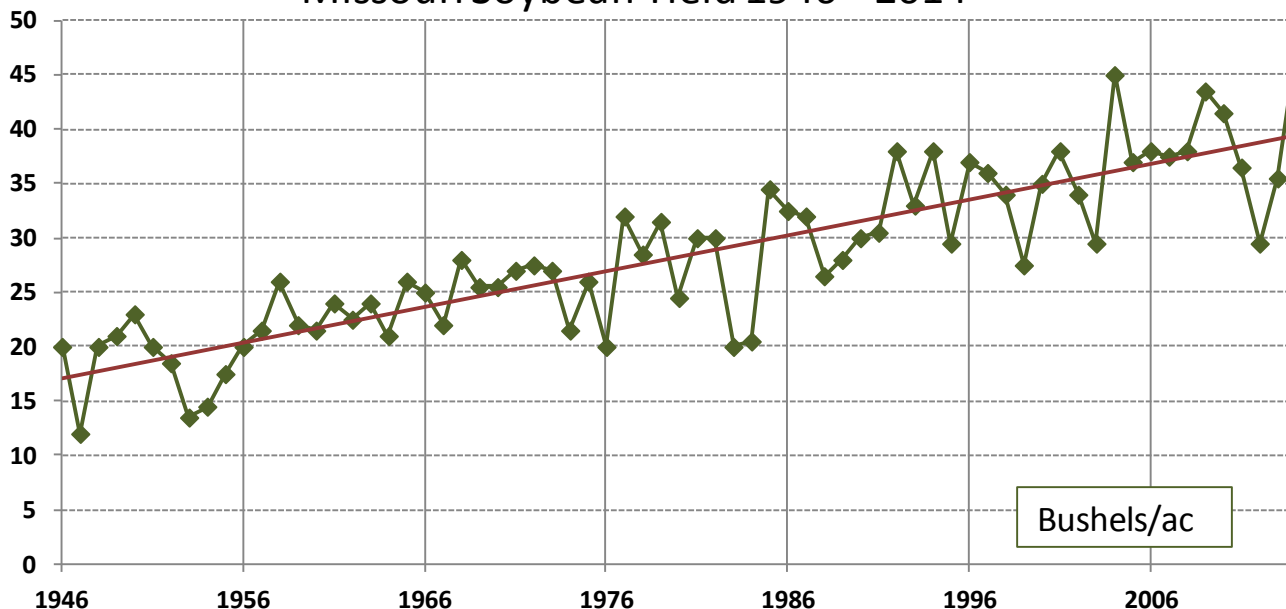
Soybeans

- Record yield of 46.5 bu/ac, 1.5 bu/ac above previous record of 45 bu/ac in 2004.
- Record production of 260.4 million bushels. Old record was 230.6 million bushels in 2009—current estimate is 29.8 million bushels (13%) higher.
- Final yield is up 1.5 bushel from November. Production is up 8 million bushels.
- Versus 2013: yield increase of 11 bu/ac (31%), production increase of 63 million bushels (32%).

Missouri Soybean Yield and Production



Missouri Soybean Yield 1946 - 2014

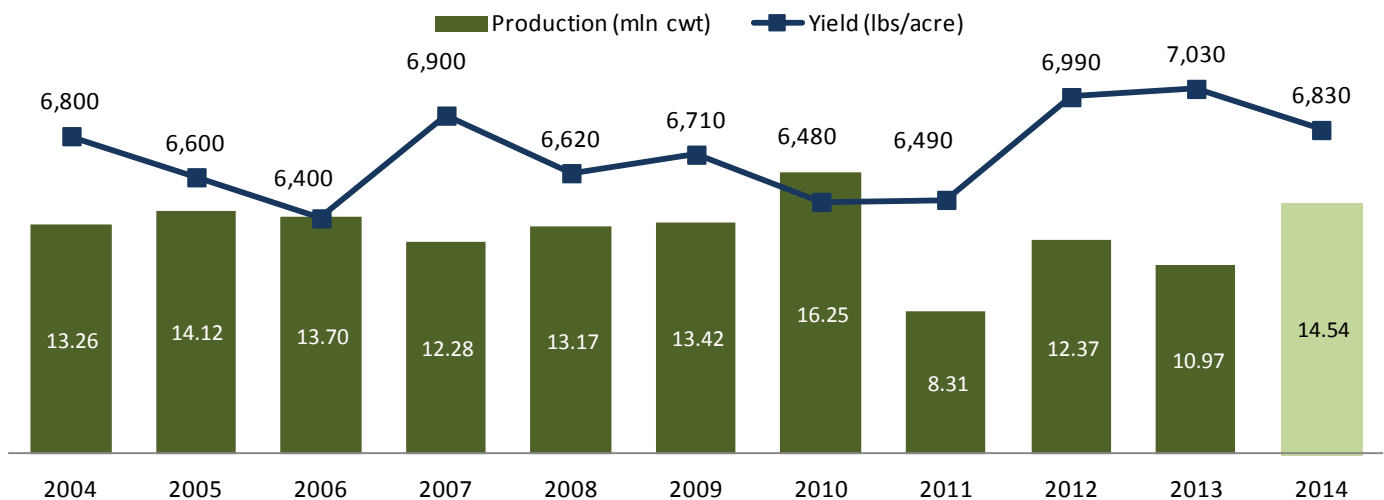




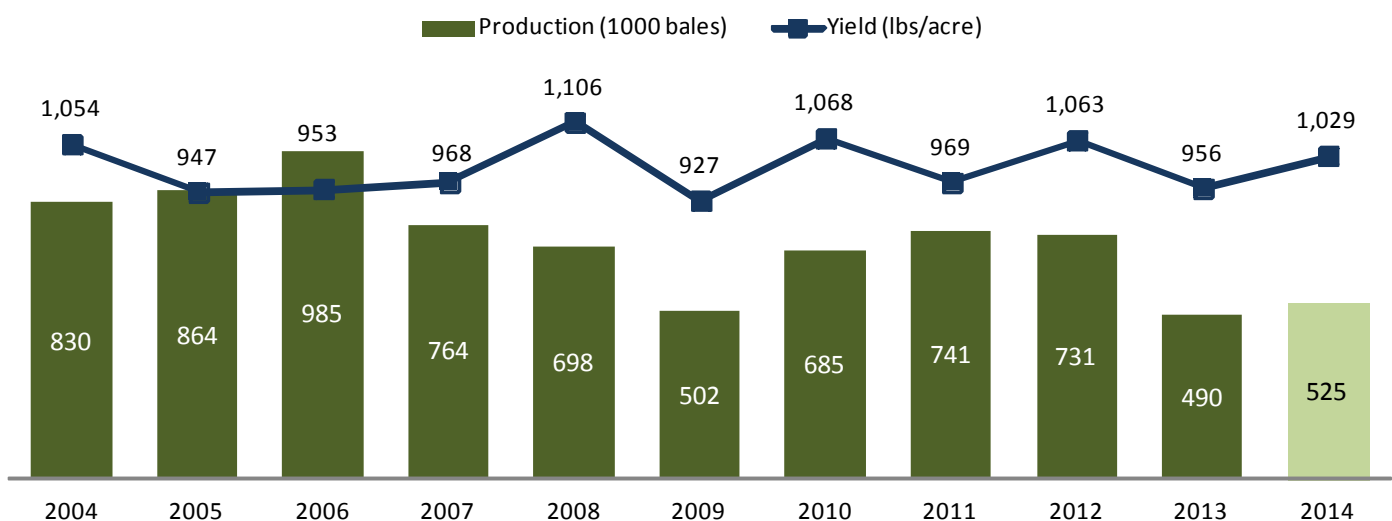
Rice and Cotton

- Rice yield and production reduced from November. Rice Yield = 6830 lbs/ac, 200 lbs/ac less than last year's record. Production = 14.54 million cwt, increase of 3.6 million cwt from 2013, due to higher harvested acres.
- Cotton yield and production unchanged from November. Yield = 1029 lbs/ac, production = 525 thousand bales. Final cotton production will be released later in the year when gin data are final.

Missouri Rice Yield and Production



Missouri Cotton Yield and Production



Missouri 2014 Final Highlights—Continued



Grain Storage

- USDA-NASS estimates on farm and off farm grain storage capacity each December.
- 2014 storage capacity (on farm + off farm) estimate: 765 million bushels.
- Current year corn + soybean production = 628.68 + 260.4 = 889.08 million bushels, 199.32 million bushels more than the second highest year, 2004.
- This exceeded the capacity to store by about 125 million bushels.
- The last time this occurred was in 2004. Capacity then was 638.5 million bushels and corn + soybean production was 689.76 million bushels, 51.26 million bushels higher.

Dec 1 Stocks	Total	Off-Farm	On-Farm
Corn	394.3	114.3	280.0
Soy	144.4	54.4	90.0
Total	538.7	168.7	370.0

Missouri Storage Capacity vs. Corn and Soy Production

