



Submission Deadline – November 30, 2024

Missouri Soybean Association Yield Contest Harvest Report Form

2024 Yield Contest

Contestant's Name: _____ Date: _____

Contestant's Address: _____ Email: _____

Phone: _____ County of Harvested Field: _____

Category: Conventional Tillage (dryland) No-Till (dryland) Cover Crop Irrigated

Variety Name & Number: _____

Harvesting Rules

The contest area must be at least ten (10) acres. A minimum of at least two (2) acres in the contest area must be harvested in a single block and weighed at one time. A contest official must supervise measurement, harvesting and weighing. It is recommended the plot field be rectangular or square in shape, with 90 degree corners. Contour fields may be used if they follow the easily identified contour and allow for nearly right angles to the row direction. *This guideline is meant to help judges in measuring contest area.*

Note: Any contest yield in excess of 90 bu/acre must be rechecked. Entrants must leave an area of at least two (2) acres adjacent to the first plot to provide crop for recheck, which would include being measured by the judge, harvested, weighed, moisture-tested, and the yield calculated. The results of the recheck will constitute the official yield. The officials who judged the top three yields in each category may be called to verify results.

1. Field weight of harvest (Attach original weigh tickets with scale operator signature to this form):

Total Weight: _____ Truck Weight: _____ Net Weight of Beans: _____

Ticket No.: _____ If a Weigh Wagon was used, please check here:

2. Moisture Content of Beans: _____ %

3. Calculation for Harvested Acres:

Map of contest field showing harvested area and field measurements. (Show how harvest area was determined.)

Measure all sides of the harvest area with a measuring wheel, a steel tape or fiberglass tape. Rowed beans are measured from the middle of the outside row spaces. Calculation of harvested area should be accomplished by breaking harvested area into the largest rectangles possible and calculating the rest of the areas as triangles.

--Form Continued on Other Side--

Attach to this form all weigh tickets, the recheck report (if necessary) and mail to:
Missouri Soybean Association, 734 S. Country Club Drive, Jefferson City, MO 65109


Rectangles:

_____ Section _____ length (ft.) x _____ width (ft.) = _____ sq. ft.
 _____ Section _____ length (ft.) x _____ width (ft.) = _____ sq. ft.
 _____ Section _____ length (ft.) x _____ width (ft.) = _____ sq. ft.

Triangles:

_____ Section _____ length (ft.) x _____ width (ft.) x .5 = _____ sq. ft.
 _____ Section _____ length (ft.) x _____ width (ft.) x .5 = _____ sq. ft.
 _____ Section _____ length (ft.) x _____ width (ft.) x .5 = _____ sq. ft.

_____ Total sq. ft. ÷ 43,560 = _____ acres harvested



NOTE: Minimum of two (2) acres required. Example:

Rectangle:

A-Section 900 length (ft.) x 100 width (ft.) = 90,000 sq.ft.

Triangle:

B-Section 400 length (ft.) x 100 width (ft.) x .5 = 20,000 sq.ft. Total sq. ft. = 110,000 sq. ft.

Total:

110,000 total sq. ft. / 43,560 ft./acre = 2.53 acres harvested.

**4. Bushels Harvested
(at 13% moisture):**

$$\frac{(\text{Line 1: Net wt. of beans}) \times [(100\%) - (\text{Line 2: Moisture Content of Beans}\%)]}{52.2 \text{ (lbs. per bu. of 13\% Soybeans)}} = \text{_____ bu.}$$

5. Bushels per Acre:

$$\frac{\text{Line 4 (bushels)}}{\text{Line 3 (acres)}} = \text{_____ bu./acre}$$

We hereby certify we witnessed the measuring, harvesting and weighing of the above contest plot and agree these calculated figures are correct as presented.

Judge's Signature: _____ Date Signed: _____

Judge's name and address: _____

Title: _____ Company: _____

Phone: _____ Email: _____ County: _____

Contestant's Signature: _____

***Signature on this form gives MSA the right to publish all information concerning this contest.
 Mail immediately after completion. Keep a signed copy of all reports for your records.**



*The Missouri Soybean Merchandising Council is a proud presenting sponsor of the
 2024MSA Yield Contest.*



Submission Deadline – November 30, 2024

Missouri Soybean Association Yield Contest Harvest Recheck Form

2024 Yield Contest

Any contest yield in excess of 90 bu/acre must be rechecked. Entrant should leave an area of at least two acres adjacent (within 50 ft) to the first plot to provide crop for recheck. The recheck area will be measured, harvested, weighed, moisture tested, and the yield calculated by the judge or judges. The results of the recheck will constitute the official contest yield. Precision is important.

The results of the recheck will constitute the official yield.

Contestant's Name: _____ Date: _____

Contestant's Address: _____ Email: _____

Phone: _____ County of Harvested Field: _____

Category: Conventional Tillage (dryland) No-Till (dryland) Cover Crop Irrigated

Variety Name & Number: _____


1. Field weight of harvest (Attach original weigh tickets with scale operator signature to this form):

Total Weight: _____ Truck Weight: _____ Net Weight of Beans: _____

Ticket No.: _____ If an on-farm scale was used, please check here:

2. Moisture Content of Beans: _____ %

3. Calculation for Harvested Acres:



Map of contest field showing harvested area and field measurements. (Show how harvest area was determined.)

Measure all sides of the harvest area with a measuring wheel, a steel tape or fiberglass tape. Rowed beans are measured from the middle of the outside row spaces. Calculation of harvested area should be accomplished by breaking harvested area into the largest rectangles possible and calculating the rest of the areas as triangles.

--Form Continued on Other Side--

Missouri Soybean Association, 734 S. Country Club Drive, Jefferson City, MO 65109

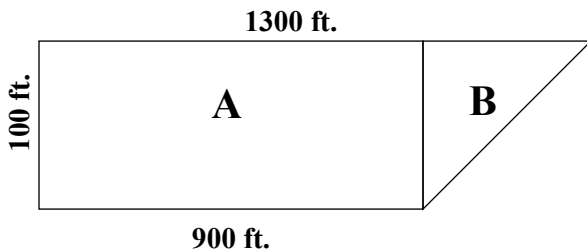
Rectangles:

_____ Section _____ length (ft.) x _____ width (ft.) = _____ sq. ft.
 _____ Section _____ length (ft.) x _____ width (ft.) = _____ sq. ft.
 _____ Section _____ length (ft.) x _____ width (ft.) = _____ sq. ft.

Triangles:

_____ Section _____ length (ft.) x _____ width (ft.) x .5 = _____ sq. ft.
 _____ Section _____ length (ft.) x _____ width (ft.) x .5 = _____ sq. ft.
 _____ Section _____ length (ft.) x _____ width (ft.) x .5 = _____ sq. ft.

_____ Total sq. ft. ÷ 43,560 = _____ acres harvested



NOTE: Minimum of two (2) acres required. Example:

Rectangle:

A-Section 900 length (ft.) x 100 width (ft.) = 90,000 sq.ft.

Triangle:

B-Section 400 length (ft.) x 100 width (ft.) x .5 = 20,000 sq.ft. Total sq. ft. = 110,000 sq. ft.

Total:

110,000 total sq. ft. / 43,560 ft./acre = 2.53 acres harvested.

**4. Bushels Harvested
(at 13% moisture):**

$$\frac{(\text{Line 1: Net wt. of beans}) \times [(100\%) - (\text{Line 2: Moisture Content of Beans}\%)]}{52.2 \text{ (lbs. per bu. of 13\% Soybeans)}} = \text{_____ bu.}$$

5. Bushels per Acre:

$$\frac{\text{Line 4 (bushels)}}{\text{Line 3 (acres)}} = \text{_____ bu./acre}$$

We hereby certify we witnessed the measuring, harvesting and weighing of the above contest plot and agree these calculated figures are correct as presented.

Judge's Signature: _____ Date Signed: _____

Judge's name and address: _____

Title: _____ Company: _____

Phone: _____ Email: _____ County: _____

Contestant's Signature: _____

***Signature on this form gives MSA the right to publish all information concerning this contest.
 Mail immediately after completion. Keep a signed copy of all reports for your records.**



*The Missouri Soybean Merchandising Council is a proud presenting sponsor of the
 2024 MSA Yield Contest.*